Year 1 and 2
Parent Information Meeting

Welcome & Introduction

Miss Lightfoot, Mrs Smith, Mrs Fletcher, Mrs Rigg and Mrs Kinghan.

Finding out about…

- Our timetable, (playtimes, assemblies).
- BDS Curriculum Drivers
- What are we learning this year
- Marking & Handwriting

(Debbie Hepplewhite)

- Behaviour Policy
- Interventions and Assessments
- Seesaw and Homework
- School Council
- Residentials (Hawse End) & Trips
- How you can help at home

Year 1 and Year 2 Timetable

Bridekirk Dovenby CE Primary School
Primary 2 Timetable 2024 - 2025

	8:35-8:50	8:50-9:10	9:10 – 10:10	10:10 - 10:25	10:25-10:40	10:40-11:00	11:00-12:00	12:00 - 13:00	13:00 – 14:45	14:45-15:10
MON	Morning tasks / Register / Visual Timetable	Y1 & Y2 NCETM Axis	Read Write Inc groups English	Whole School Assembly	BREAK	Online learning / Interventions / Handwriting	Maths WRM	LUNCH	Science Science	Quality Text Time
TUES			Read Write Inc groups English	RWI Storytime	BREAK		Maths WRM		Art/DT Y1 & Y2	Teacher-led Collective Worship
WEDS			Read Write Inc groups English	Quality text time	BREAK		Maths WRM		PE PSHE	Collective Worship Roots & Shoots
THURS			Read Write Inc groups English	Quality text time	BREAK		Maths WRM		R.E / Music Y1 & Y2	Picture News Collective Worship
FRI			Read Write Inc groups English	Whole School Assembly	BREAK		Maths WRM		Geography/History ICT	Quality Text Time

Playtimes

Breaks are shared with the whole school and children are able to choose a fruit snack from the fruit bowl. If you choose to send in a snack please can you make sure it is a healthy snack.

Assemblies

- Whole School on Monday (collective worship)& Friday (celebration)with Mrs Fish
- Tuesday – Collective Worship (Teacher led)
- Wednesday– Collective Worship (Child Led)
- Thursday - Class Worship Picture News

Our Christian Vision

At Bridekirk Dovenby School, we nourish the uniqueness of our community. Rooted in love, a rich and diverse curriculum enables all to flourish and grow. Confident and secure, our children reach out, ready to embrace the seasons of life in all its fullness.

Psalm 1 *“They are like trees, planted by streams of water, which yield their fruit in its season, and their leaves do not wither. In all they do, they prosper.”*



Our Curriculum Drivers

What we are learning each half term can be found under *Curriculum* and each class page on the website.

Autumn One Year 2

English

Read Write Inc. scheme followed to develop children's comprehension, writing and spoken language. Using a step-by-step approach through whole-class shared reading of complete texts to give children the skills to write ambitiously and accurately. Focus on grammar in context, with a word bank to support and build knowledge. Developing vocabulary using drama and discussion activities.

Science Animals Including Humans—Growth

This unit 'Animals, including humans 1 - Growth' takes children through six lessons where they learn how to notice that animals, including humans, have offspring which grow into adults. They find out about and describe the basic needs of animals, including humans, for survival (water, food and air) and finally they learn how to describe the importance for humans of exercise, eating the right amounts of different types of food, and hygiene.

Music / Art / DT

Art Drawing: Make your mark. Exploring mark making and line; working and experimenting with different materials through observational and collaborative pieces.

Music Planning taken from Charanga Scheme of work. All the learning in tis unit is focused around South Africa and South African music. Children will Listen and appraise different African music, Musical Activities, Perform and Share.

Topic — Geography Antarctica To generate a sense of awe and wonder about Antarctica. To be set a mission to learn about Antarctica—what it's like, its location, its climate, what lives there and human/animal adaptation. To develop an understanding of the word "continent" and to locate Antarctica on a map showing the world's continents. To read information about Antarctica and answer questions.

Maths Place Value

Numbers to 20, Count objects to 100 by making 10s, Recognise tens and ones, Use a place value chart, Partit on numbers to 100, Write numbers to 100 in words, Flexibly partit on numbers to 100, Write numbers to 100 in expanded form 10s on the number line to 100, 10s and 1s on the number line to 100, Estimate numbers on a number line, Compare objects, Compare numbers, Order objects and numbers, Count in 2s, 5s and 10s Count in 3s

Addition and Subtraction Bonds to 10 Fact families, addition and subtraction bonds within 20, Related facts Bonds to 100 (tens), Add and subtract 1s, Add by making 10, Add three 1-digit numbers, Add to the next 10, Add across a 10, Subtract across 10 , Subtract from a 10, Subtract a 1-digit number from a 2-digit number (across a 10), 10 more, 10 less Add and subtract 10s, Add two 2-digit numbers (not across a 10), Subtract two 2-digit numbers (not across a 10) Subtract two 2-digit numbers (across a 10) Mixed addition and subtraction, Compare number sentences, Missing number problems

RE

What did Jesus teach? Key question—Is it possible to be kind to everyone all of the time? Talk about times when you've been kind, even when it was difficult. Re-tell a story Jesus told about being kind or give an example of when Jesus showed kindness. Give your opinion on whether Christians should be kind and give a reason.

SMSC JIGSAW - Being Me in My World

Getting to know each other
Making our community a better place
Considering everyone's right to learn
Caring about other people's feeling
Working well with others / School Golden Rules

PE Invasion

Pupils will be given the opportunity to develop fundamental movement skills, become increasingly competent and confident and access a broad range of opportunities to extend their agility, balance and coordination, individually and with others. They should be able to engage in competitive (both against self and against others) and co-operative physical activities, in a range of increasingly challenging situations. Coach in to support cricket lessons.

Computing

Technology Around Us. Recognising technology all around us and beginning to use keyboard and mouse.

Homework Weekly homework to be set on Seesaw

Core Subjects

Fluency, Reasoning & Problem Solving using White Rose Maths resources.

Read Write Inc (Spelling, Writing, Reading and Phonics)



Taught in year groups on Monday afternoons.

Topics include: Everyday Materials, Seasonal Changes, Animals including Humans, Plants, Food Chains

We follow the Discovery RE and understanding of Christianity scheme of work.

Foundation Subjects

Mostly taught in the afternoons.

PE (iPEP)

Music (Charanga)

Art & DT (Kapow)

PSHE (Jigsaw)

Computing

Geography and History

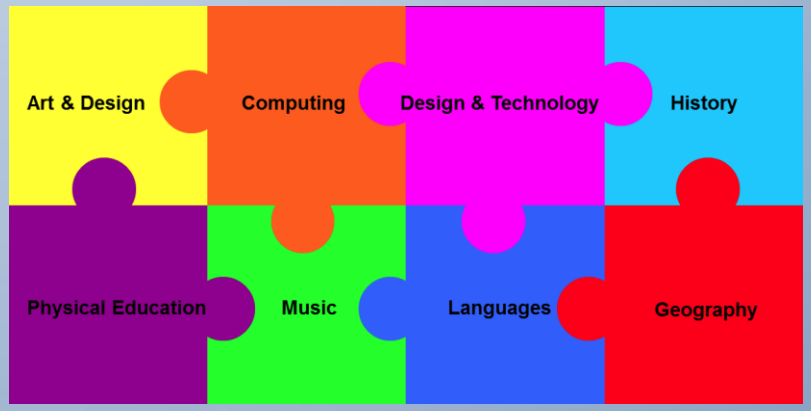

Read Write Inc. Phonics

- Read Write Inc, is a scheme which is now used in school to teach phonics and reading and incorporates writing into lessons too.

- Children learn following a systematic approach, which is designed to keep children learning together.

- Children use the phonic skills as well as learning 'speedy' words to ensure fluency in reading. They will bring home books which have been taught in school as well as a familiar book, a Book Bag book and also a reading for pleasure book.

- We use 'Fred Fingers' to spell words and aim to give children the skills to read and write independently.

Marking Policy

- 1:1 Verbal Feedback in lessons (immediate)
- Whole Class Feedback (summary)
- Marking Code (review)

Annotation	Meaning
	Work which demonstrates that a pupil has met an element of success criteria demonstrated a particular skill or achieved the intended outcome
	Work which needs further attention or displays an error or misconception (e.g letter needing capitalisation; poor word choice; specific error in calculation, etc.)
	If a child has peer-marked or self-marked their work it will be in green highlighter.
sp	Incorrect spelling. This will used selectively when marking work, focussing on spelling patterns which should either have been secured by a pupil, or represent a pupil's next step in spelling development. In KS1 this will be accompanied by the corrected spelling. In KS2, pupils will ordinarily be expected to find the correct spelling using a dictionary (with support where needed)
Teachers marking	All teachers across the school will mark in green pen
Children's drafting or editing	If children are drafting, editing, improving a piece of work it will be done in red pen. Punctuation may also be put in using red pen.
// ^	New paragraph needed here Missing word
Further symbols/codes may be used in a manner which relates directly to success criteria used in the planning of written work, e.g. TV to indicate use of technical vocabulary.	

Handwriting Focus

Print Style Upper & Lowercase Letters

a b c d e f g h I j k l m n o p q r s t u v w x y z

A B C D E F G H I J K L M N O P Q R S T U V W X Y Z

Pre-Cursive Font

a b c d e f g h I j k l m n o p q r s t u v w x y z

A B C D E F G H I J K L M N O P Q R S T U V W X Y Z

Fully Cursive Font

abcdefghijklmnopqrstuvwxyz

Our Behaviour Policy

- School Behaviour Policy.
- Golden Rules
- Positive reinforcements, praise and reward *stickers and team points.*
- Golden children in assembly each Friday… Jumpers

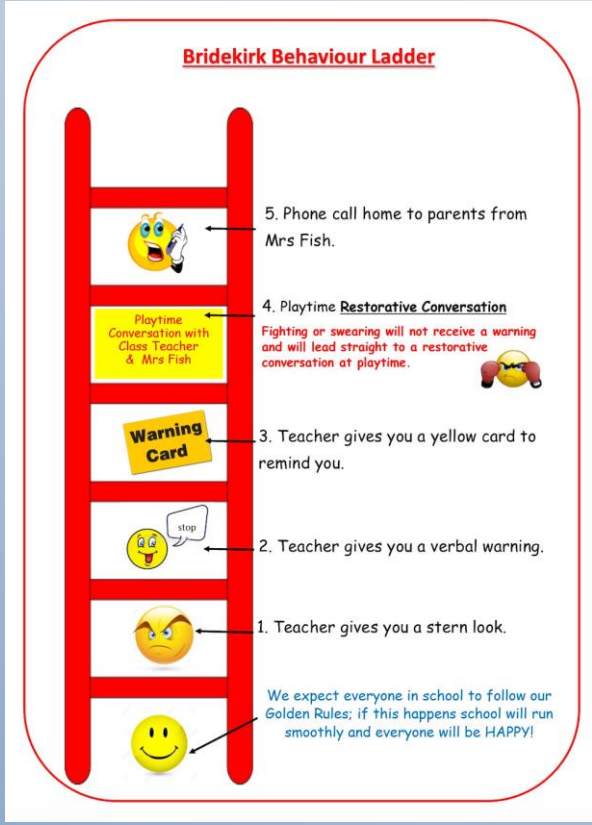

Wonderful Walking

Marvellous Manners

Terrific Transitions

Interventions

Throughout the school we identify children who we feel would benefit from small group work, extra practice, reinforcement, pre-teaching, specific focused activities, etc. Most children will benefit from one of these groups at some point during their time at Bridekirk School, and need your support at home as well.

Assessments

Teachers continually assess children so that they are able to plan the next lesson. At the beginning of the year and towards the end of each term a formal assessment is carried out to check progress and attainment.Yr1 Phonics Screening in June and Informal SATs Yr2.

The Sensory Garden

- Every class gets a playtime in the garden.
- We are going to incorporate the area into some of our lessons so the children can appreciate outdoor learning

Seesaw and Homework

- Seesaw in school is used for homework which will be set each week.
- Y1 and Y2 will be given either a maths or English activity each week.
- Please use the Parent app to message staff directly. Anything urgent after 6pm should be emailed to: admin@bridekirkdovenby.cumbria.sch.uk

BDS School Council

- There are 2 Representatives from each class. 10 members in total.
- Co-ordinated by staff within the school.
- Children are becoming more aware of the Sustainable Development Goals and how we can work towards these in school.

Residentials & Trips

Year 2 - Outdoor Residential, Hawes End

TBC

Trips will be organised throughout the year and linked to Topics.

How parents can help at home.

- **Please** label all items of clothing.
- Water bottles not put in reading bags.
- P.E kits to be worn on PE days (usually Wednesdays).
- Reading.
- Homework – 1 piece per week + reading and eventually spellings.

- Sensible bedtimes during the school week.
- Inform school office of holidays absence, lateness etc.
- Inform school office if there is a **change to home time arrangements.**

Thank you